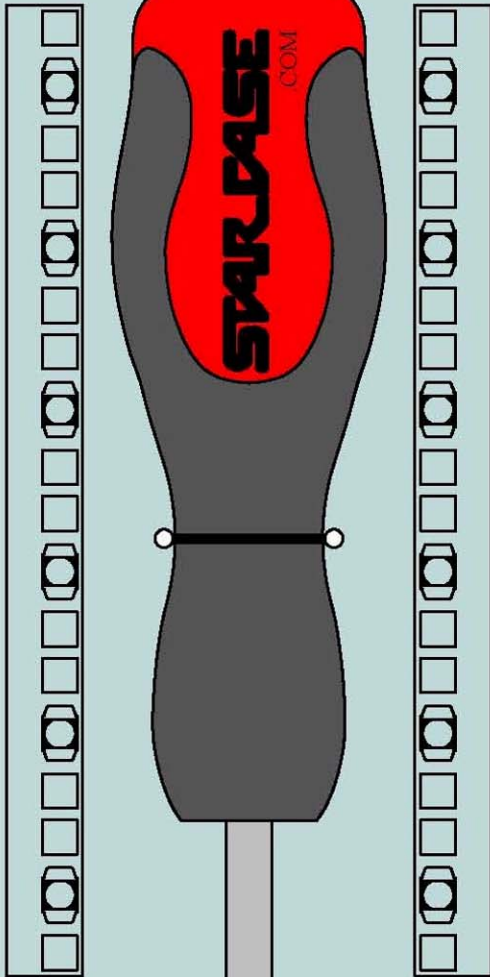
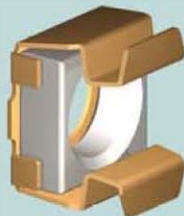


# STARCASE




For easy  
insertion of  
rack-mounting  
cage nuts

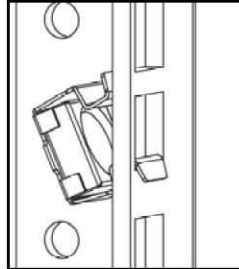


## Cage Nut Tool

Pat. Pending



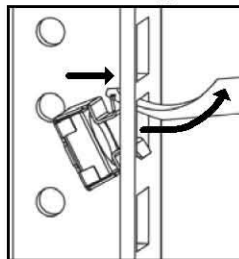
# STARCASE



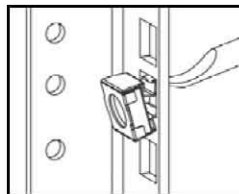
Place bottom hook of  
cage nut into square  
hole of rail.



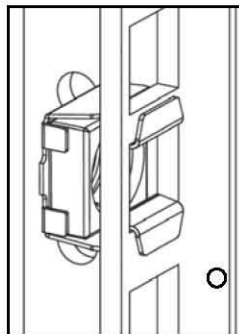
Insert tool through rail  
hole, with radius facing  
up. Catch top hook of  
nut cage with slot on  
tip of tool.



Pull cage hook  
towards rail while  
rotating tool up in  
a sweeping motion.



Pull cage hook  
through rail hole  
until tool is free  
to be removed.



Cage nut seated  
properly in square-  
hole rail.

## Cage Nut Tool

Pat. Pending

Star Case Mfg Co.

WWW.STARCASE.COM

